

New Double Finger Stripper Guide Upgrade for Flanger and Light Tester Stages

CATEGORY: Recommended

Summary: Carnaudmetalbox Engineering introduce a **Double Finger Stripper Guide** (See Fig. 1) upgrade for Flanger and Light Tester Stages **ONLY**.

Benefits for Customers

1. Smoother can transition from Process Turret to Transfer Turret.
 2. Increased support when stripping the can from the Process Turret Pusher Pad Vacuum
 3. Reduced snaking effects allowing higher running speeds and greater efficiency.
- Applies to all cans taller than 135mm but is particularly effective with tall cans.

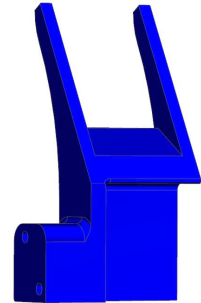


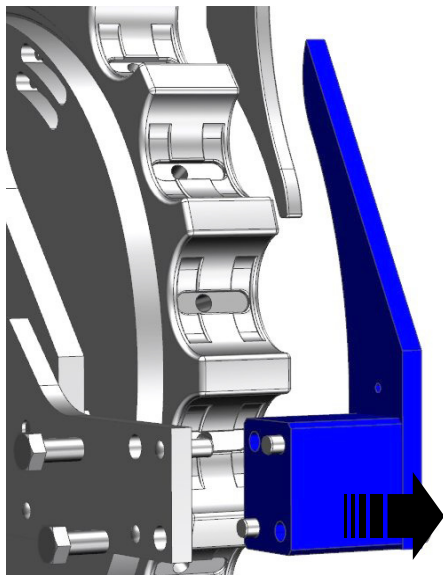
Fig. 1
Double Finger Stripper Guide

Recommended Action for Customers

4. Purchase new **Double Finger Stripper Guide** from CMB Engineering.
5. Remove 2 off 1/2 UNC bolts and old Single Stripper Guide as shown in Fig. 2
6. Fit 2 off 1/2 UNC bolts new **Double Finger Stripper Guide** as shown in Fig. 3

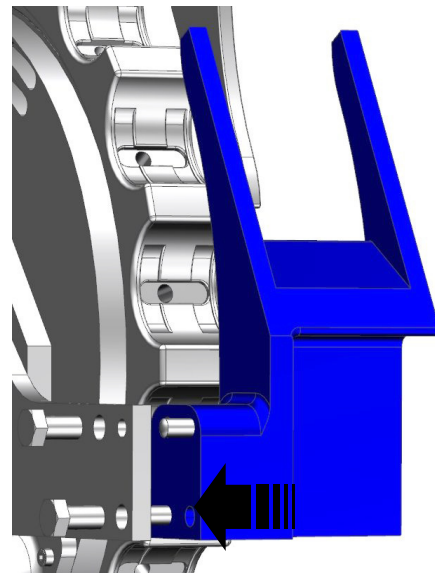


Warning! Risk of Entrapment
Trained Personnel **ONLY**
Isolate & Lock Out Machine



Remove 2 off 1/2 UNC x 1" Bolts and Single Finger Guide

Fig. 2



Fit 2 off 1/2 UNC bolts and Double Finger Guide

Fig. 3

For further information regarding this Technical Bulletin please contact either of the below quoting Technical Bulletin Number **TB3400-020** and your machine Serial Number

Note: a complete Library of Technical Bulletins is available on the Company Web Site.

CarnaudMetalbox Engineering Limited,
Dockfield Road, Shipley,
West Yorkshire, BD17 7AY, UK
Tel: +44 1274 846200, Fax: +44 1274 846201
email: sales@CMBEcanmaking.com

CarnaudMetalbox Engineering Limited,
79 Rockland Road, Norwalk,
Connecticut 06854, USA
Tel: +1 203 853 7325, Fax: +1 203 866 7627
email: sales@CMBEcanmaking.com