


Remember this time in history The 2020 Covid-19 Time capsule task is for kids of all ages... even the little ones!

This year will go down in history as the year where the whole world changed because of Coronavirus COVID-19. Our lives have changed dramatically since restrictions have come into place to minimise the spread of the virus, and the world will undoubtedly be different when we get to the other side.

To help you mark this historical moment in time, create a 2020 Covid-19 Time capsule. Complete the pages and keep it as a record of your time during Coronavirus.

If your little recruits are too young to write why not interview them and fill in the answers for them.



MY 2020 COVID-19 TIME CAPSULE

Fill in the pages to create your very own time capsule for your future self to look back on at this current pandemic!

Why not bury or lock away your time capsule with items that will remind you of this current time?

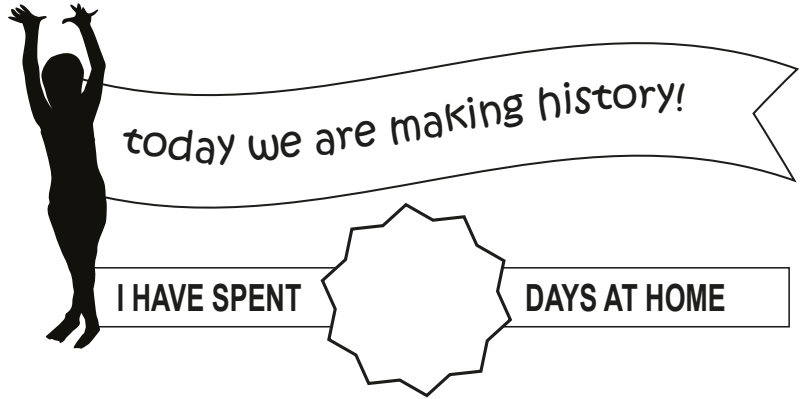
My 2020 COVID-19 Time Capsule

all about me

MY NAME: _____

MY AGE: _____

DATE: _____



MY FAVOURITE THINGS....

COLOUR: _____

FOOD: _____

TREAT: _____

MOVIE: _____

TV SHOW: _____

BOOK: _____

SONG: _____


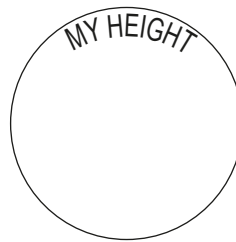
TOY: _____

SPORT: _____

ACTIVITY: _____

HOBBIES: _____

BEST FRIEND: _____




I'm Staying Safe at Home with...

WHEN I GROW UP I WANT TO BE:

MY HERO IS:

How I've been Feeling



WORDS TO DESCRIBE HOW I FEEL



WE MAY NOT BE ABLE TO SEE EACH OTHER BUT...
HOW I'VE BEEN CONNECTING WITH MY FRIENDS IS:



My 2020 COVID-19 Time Capsule

When all this is over

What I have learnt

I AM EXCITED TO...


I CAN'T WAIT TO SEE...

I WANT TO GO ON HOLIDAY TO...

AFTER COVID-19, I HOPE THE WORLD WILL BE...

what i miss the most

My top 3 moments




1

2


3

Colour in Bunting Templates

Decorate your home with this DIY downloadable colour-in VE day inspired bunting. Adult supervision is required to cut out the flags and to punch a small hole where the small circles are. Cut a long piece of string and thread this through the holes in the bunting.



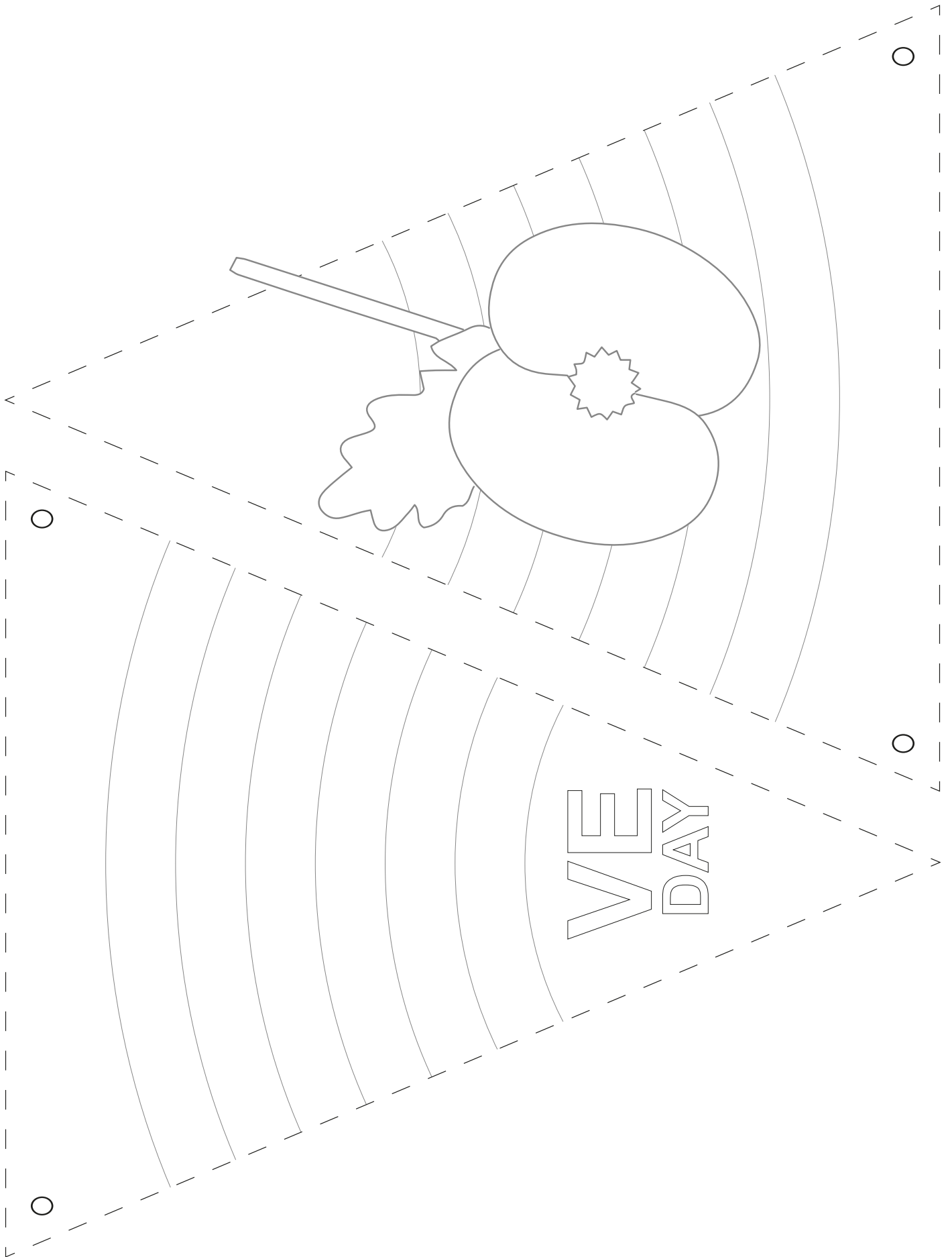
Colour in Bunting Templates



Colour in Bunting Templates



Colour in Bunting Templates



Cupcakes with DIY Mini VE Day Flags

Bake these easy vanilla cupcakes in just 35 minutes. Perfect for celebrating and decorating with the DIY VE inspired mini flag templates!

Recipe

PREP: 20 MINS COOK: 15 MINS

Ingredients

110g softened butter
110g golden caster sugar
2 large eggs
½ tsp vanilla extract
110g self-raising flour

For the buttercream

300g icing sugar
1 tsp vanilla extract
3 tbsp milk
Food colouring paste of
your choice (optional)

Method

1. Heat oven to 180C/160C fan/gas 4 and fill a 12 cupcake tray with cases.
2. Using a whisk beat 110g softened butter and 110g golden caster sugar together until pale and fluffy then whisk in 2 large eggs, one at a time, scraping down the sides of the bowl after each addition.
3. Add ½ tsp vanilla extract, 110g self-raising flour and a pinch of salt, whisk until just combined then spoon the mixture into the cupcake cases.
4. Bake for 15 mins until golden brown and a skewer inserted into the middle of each cake comes out clean. Leave to cool completely on a wire rack.
5. To make the buttercream, whisk 150g softened butter until super soft then add 300g icing sugar, 1 tsp vanilla extract and a pinch of salt.
6. Whisk together until smooth (start off slowly to avoid an icing sugar cloud) then beat in 3 tbsp milk.
7. If adding colour, stir in the food colouring now. Spoon or pipe onto the cooled cupcakes.



VE Day Inspired Mini Cupcake Flags

What you will need:

Cocktail Sticks
Printer
VE Day Mini Flag template sheet
Scissors or glue
Colouring pens & pencils



Step 1.

Colour in the VE inspired flags from the print out sheet

Step 2.

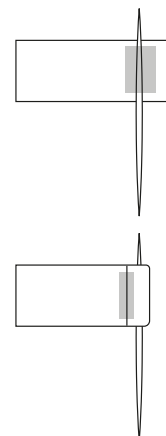
Adult Supervision Required. Cut out the cupcake flags

Step 3.

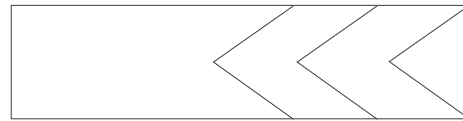
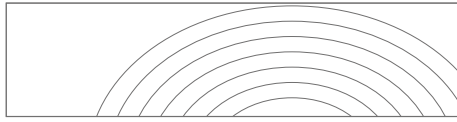
Place a small amount of adhesive tape or glue on the back of the paper flag and position the cocktail directly on top.

Step 4.

Roll the paper around the toothpick & secure with tape or glue



Cupcakes with DIY Mini VE Day Flags



design your own

Design a War Bravery Medal

Many veterans wear medals with pride. Medals were awarded to soldiers for their service during the war.

Can you design a bravery medal to commemorate VE day.
What would your medal be awarded for?

